

學習內容

常用語：Come in (, please).

文法句型：A: Who is that cute girl?

B: She is my sister. /She is Lisa.

字 詞：who, man, woman, boy, girl, thin, heavy, young, beautiful, handsome

★教材中，為因應情境所需，部分情境說明之字彙及列為小字典📖之字彙片語，如 family, house-warming party, house, over there, our, old, and, neighbor, golf, player 等未在補救教學基本學習內容內，或在以後單元才會列為單字，請簡單帶過，勿要求學生背誦，以免加重學生學習負擔。

★本課重點為 who 開頭的疑問句，對話中出現的 What a beautiful house! (多麼漂亮的房子啊!) 感嘆句用法請老師概略提過即可，勿過度強調文法，以免加重學生負擔。

參考答案

Example




A: Who's that young woman?

B: She's Yani Tseng, a golf player.

📖 golf player 高爾夫球選手

1.



A: Who's that woman?

B: She's my mother.


2.



A: Who's that man?

B: He's my father.


3.



A: Who's that heavy woman?

B: She's Susan.


4.



A: Who's that tall boy?

B: He's my brother, Harry.

5.



A: Who's that boy?

B: He's my brother, Tom.

教學策略

Warm-up

1. 老師準備有名人照片的報紙或雜誌數本，問學生：Who's the boy / girl / man / woman? 學生通常會以名字來回答，老師給予鼓勵。老師再拿出自己與家人的合照，讓學生猜照片中的家人是老師的那位親屬，老師用與自己的親屬關係來回答學生，學生猜對也可給予口頭獎勵。

(例) T: Who's the boy? Ss: 林書豪。

T: Good. He is Jeremy Lin.

(例) T: Look at this picture. Who is the woman? Ss: Your mother.

T: Good. She is my mother.

可以用這些照片先帶入本課生字：boy, girl, woman, man。

- 看課名頁圖，問學生搬到新家時是否會邀請親友到家中慶祝，介紹美國人習慣會辦 house-warming party，準備簡單的飲食請親朋好友到家玩。也同時介紹若受邀到他人家參加派對，禮貌上應簡單帶個小禮物，通常像這種聚會成年人可以帶紅酒、汽水、或自製的點心。接著可以問學生：How many boys/girls/women/men do you see in the picture? 讓學生能跟剛剛老師提到的這幾個單字做連結。

Presentation

- 同學在 Warm-up 中對本課單字已有概念，老師進入 Let's talk 帶同學唸 Dialogue，並請同學特別注意粗體藍字的常用語及本課單字。
- 本課對話描述林氏一家人舉辦喬遷派對，鄰居吳先生一家人及 Emily 的朋友 Lily 來訪參加。Lily 先稱讚 Emily 家很漂亮，接著詢問屋內的人是誰？Emily 回答高個兒的女孩是姐姐，美麗的女人是媽媽，Lily 覺得很驚訝，因為 Emily 的媽媽看起來很年輕。
- 第二頁對話介紹 Emily 家養的貓咪—又老又胖但很可愛的 Finn，而旁邊一個俊帥的男孩是鄰居 Ben，旁邊是 Ben 的爸爸，吳先生。
- 教師可以用插畫、圖片、或肢體動作介紹本課出現的幾個形容詞單字：beautiful, thin, young, heavy, cute, handsome.....等，讓學生簡單造句，如 She is beautiful. / The cat is cute. / The woman is thin. / The boy is handsome. / The man is tall.。
- 介紹完對話可以簡單地做 pair work，或讓學生 role play。時間許可也可以讀者劇場(Readers' Theater)方式邊念讀邊用聲音表情或作簡單動作演出對話。
- 可以再回到課名頁的圖，問學生裡頭的人是誰？
(例) T: Who's the man? Ss: He's Mr. Lin, Amy's father.
- 本課主要是讓學生熟悉 Who 開頭的問句，通常答句以人名或與說話者的關係應答。如果時間及網路使用許可，可讓每位學生秀一張網路上自己與他人的合照，並介紹給同學照片中人物是誰。(例) S: Look. This is my brother, John.

Practice

進行 Let's Practice 單元的練習，先做口語練習，再練習書寫。

Recap

以 Fun Activity—Who's Who 結束本課。

先介紹 family tree 的概念，接著教師將 Fun Activity 的 11 個人物圖片剪成一人一張的小圖，讓學生抽圖片，然後說出該人物與他人的關係。如抽到 John 的圖，學生要說出：John is Amy's father.

如要增加趣味性，可以做 Memory Game，讓學生先記好每個人物的名字跟圖案的長相，然後把在黑板上畫出簡單的家族樹圖，標記幾個人物，然後讓學生抽圖片說出該圖為誰。

也可以增加變化，用學生熟習的卡通人物來練習，可使用網路上的免費資源：櫻桃小丸子的家族樹，老師可以直接利用，或者上網址自行註冊下載再做變化（網址：<http://www.busyteacher.org>）

延伸活動

Write The Pronoun

◎ 當我們再次提到之前所說過的人、事、物時，英文習慣用代名詞取代之前提過的名詞，比方說第一次提到 Ben 我們說他的人名，第二次提到就用 “he” 來表示

※ 代名詞有哪些呢？基本上就是『你』、『我』、『他』等。

單數		複數	
我		我們	
你		你們	
他		他們	
她			
它			

Example

John is my brother. **He** is 7 years old.

Miss Chen is my English teacher. **She** is my mother's teacher, too.

1. Ben is a bus driver. _____ is nice.
2. Mary and Tom are my friends. _____ are 12 years old.
3. My sister is cute. _____ is a student.
4. You and Kim are singers. _____ are great!
5. A: How old is your grandmother? B: _____ is 70.
6. This is my notebook. _____ is blue.
7. A: Are your father and mother doctors? B: No, _____ aren't.
8. Look at the dog. _____ is swimming!
9. Donny and his girlfriend are here. _____ are happy.
10. This is my brother. _____ is a teacher.

1. Ben is a bus driver. He is nice.
2. Mary and Tom are my friends. They are 12 years old.
3. My sister is cute. She is a student.
4. You and Kim are singers. You are great!
5. A: How old is your grandmother? B: She is 70.
6. This is my notebook. It is blue.
7. A: Are your father and mother doctors? B: No, they aren't.
8. Look at the dog. It is swimming!
9. Donny and his girlfriend are here. They are happy.
10. This is my brother. He is a teacher.