

學習內容

常用語：Hurry up.

Too bad.

文法句型：A: What time is it?

B: It's twelve o'clock. / It's eleven ten.

字 詞：time, o'clock, eleven, twelve, thirteen, clock, bad, gym, game, practice, early

★教材中，為因應情境所需，部分情境說明之字彙及列為小字典📖之字彙片語，如 place, comic book, funny, stop, Time for bed., around, world 等未在補救教學基本學習內容內，或在以後單元才會列為單字，請簡單帶過，勿要求學生背誦，以免加重學生學習負擔。

參考答案



It's nine o'clock in Taiwan.

What time is it in Tokyo?

東京 10:00 上午



It's ten o'clock.

06/18/2013



What time is it in Seoul?

首爾 10:00 上午



It's ten o'clock, too.

06/18/2013



What time is it in London?

倫敦 2:00 上午

06/18/2013



It's two o'clock.



What time is it in Paris?

巴黎 3:00 上午

06/18/2013



It's three o'clock.



What time is it in Sydney?

雪梨 11:00 上午

06/18/2013



It's eleven o'clock.



What time is it in New York?

紐約 9:00 下午

06/17/2013



It's nine o'clock at night.

教學策略

Warm-up

1. 播放 Fun English Grammar Cartoon by pumpkin.com (<http://goo.gl/0DZXm>) 做為 Warm-up 影片，帶出本課學習的重點內容，並引起學習興趣。
2. 老師將課名頁投影在布幕上，指著圖片，詢問 What is the girl doing? What time is it? What is the bird doing? What time is it? 並藉由圖片引導請同學說出本課的主要句型。

Presentation

1. Pre-reading:

課文的對話主要呈現貓頭鷹 Danny 一天的作息，貓頭鷹是夜行性動物，所以他無論是起床、上學，或是就寢的時間，都跟我們很不一樣。

2. During-reading:

(1) Skimming for the main idea

老師先設計測驗對話主旨(main idea)的題目，呈現在黑板上；請同學一邊看著課本的文字，一邊聽老師唸對話之後，選出一個與對話主旨(main idea)最貼切的選項。

Example

What's the best title (最佳標題) for the dialogue?

(A) Danny Likes To Play The Flying Game

(B) Danny's School Life

(C) A Day For Danny

(2) 引導同學整理出 Danny 從事某項活動的時間。

Activity	Getting up	Flying game	Going to bed
Time			

3. 第一段對話情境在貓頭鷹 Danny 的房間，Danny 的媽媽叫 Danny 起床，因為已經是晚上六點鐘，該上學了！第二段對話情境在學校，當 Danny 正沉浸在漫畫書的情節時，Mr. Brown 過來詢問 Danny 飛行比賽的時間，Danny 才發現自己快遲到了，不得已放下漫畫書趕往比賽的會場。第三段對話情境在家裡，Danny 在家裡練習飛行，爸爸過來提醒 Danny 不要再練習了，趕快上床睡覺，因為已經清晨 5:13 了。

4. 本課時間的表達方式有些直接以阿拉伯數字呈現，如：It's 10:50. 有些以省略 o'clock 方式呈現，如：It's at eleven. 又有些以完整英文呈現，如：It's six o'clock. It's five thirteen. 請老師提醒同學，英文時間可以用上述不同的方式呈現。

Practice

1. 在做 Practice 中的習題之前，老師可先進行 mechanical drills 和 meaningful drills 練習，藉此讓同學熟悉句型。
2. Practice 以台灣為時間主軸，詢問世界各地台灣時間上午 9:00 時，其他地方是什麼時間。請老師提醒學生，如果同樣是上午，可不加 in the morning，若台灣上午，該地為下午，則應加上 in the afternoon，該地為晚上則加上 at night。故 Let's Practice 的紐約，請同學在講完時間後，務必加上 at night，以免學生以為沒什麼時差。

(1) Mechanical drills

Example

句型：A: What time is it?

B: It's twelve o'clock.

- ◆ 老師用圖卡或投影片呈現時間，並詢問 What time is it? 全體同學根據圖卡或投影片上呈現的時間，套用句型，回答問題。
- ◆ 把同學分成兩組，一組問 What time is it?，另一組根據老師呈現的時間圖卡或投影片，套用句型，回答問題。
- ◆ 分成兩組競賽，每次派出兩個人，猜拳獲勝者先呈現時間圖卡或投影片，問 What time is it?，另一方則必須套用句型回答問題，答案無誤得一分，再交換角色做一次。

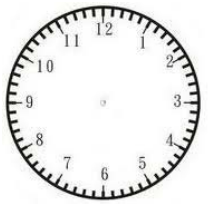







(2) Meaningful drills: Information gap


Example

(student A)

A: What time is it?

B: It's twelve o'clock. / It's eleven ten.









A				
B				



(student B)

B: What time is it?

A: It's twelve o'clock. / It's eleven ten.

A				
B				

3. 用口說的方式做 Practice 中的練習 (T~Ss, Ss~Ss, S~S)，再將答案寫下來。

Recap

以 Fun Activity –Roll The Dice & Tell The Time 結束本課。

兩個人一組，輪流擲骰子，並根據每次所擲的點數，從起點開始，在下圖中的時鐘上移動，不是擲骰子的一方要問 What time is it?，擲骰子的一方要正確說出時鐘所顯示的時間，若無法正確說出時間，則要退回上一次出發的位置，先抵達終點者獲勝。

延伸活動

Internet Resources For More Practice

若有多餘的時間，老師可以利用下列網路資源，讓同學有更多練習的機會。

1. What time is it? (YouTube)

http://www.youtube.com/watch?v=6rmT5V8_skM

2. What's the time (British Council)

<http://www.learnenglishkids.britishcouncil.org/en/fun-games/whats-the-time>

3. One moment around the world (British Council)

<http://www.learnenglishkids.britishcouncil.org/en/short-stories/one-moment-around-the-world>

國民中學七年級英語科補救教學基本學習內容單元配置表

年級	單元	常用語	文法句型	字詞	單字量
七	Unit 1	Good afternoon. Good evening. Good night.	A: What's <u>your</u> name? B: <u>My</u> name is Sam.	morning, afternoon, evening, night, what, name, my, your, her, his, its	11
七	Unit 2	How are you? Fine, thank you. Not bad. So so. Not so good. Nice to meet you.	This is <u>Mark/my sister</u> . He /She is a <u>cook/singer</u> .	cook, singer, housewife, driver, friend, Mr., Ms., how, meet, too, hi, goodbye	12
七	Unit 3	Very good. You're welcome.	A: What's this/that? B: It's a <u>ruler</u> .	cute, ruler, eraser, ball, marker, picture, notebook, workbook, good, very, thank	11
七	Unit 4	Listen! Look! Stand up (, please). Sit down (, please). Spell it (,please).	(Please) Open the window.	open, close, please, listen, look, stand up, sit down, door, window, say, write	11
七	Unit 5	Come in (, please).	A: Who is that <u>cute girl</u> ? B: She is <u>my sister</u> . /She is <u>Lisa</u> .	who, man, woman, boy, girl, thin, heavy, young, beautiful, handsome	10
七	Unit 6	Wow! Really? I see!	A: Is she <u>your sister</u> ? B: Yes, she is. She is my sister. / No, she isn't. She's <u>my daughter</u> .	son, daughter, uncle, aunt, grandfather (grandpa), grandmother (grandma) , yes, no, not, with, our, their	12